



Have local Law Enforcement  
help with fingerprints here

Right Little	Left Thumb
Right Ring	Left Index
Right Middle	Left Middle
Right Index	Left Ring
Right Thumb	Left Little

Body Markings

  
Front

  
Back

Please mark the location on the images above of any scars, moles, piercings, tattoos, birthmarks, broken or fractured bones, and any other unusual physical features.

DESCRIPTION

Piercings \_\_\_\_\_

\_\_\_\_\_

Tattoos \_\_\_\_\_

\_\_\_\_\_

Prior Fractures \_\_\_\_\_

\_\_\_\_\_

Birthmark \_\_\_\_\_

Scars \_\_\_\_\_

\_\_\_\_\_

Other \_\_\_\_\_

\_\_\_\_\_

Raymond Green

RG

International Outreach of Hope

Donna Green

Advocating & Educating

(423) 755-1050

Awareness is essential.

Keeping children safe is EVERYBODY's responsibility.

looking4raymond2@gmail.com

Every 37 seconds, a child disappears in this country. Adults disappear nearly as often, but there are no accurate statistics kept.

A completed kit helps law enforcement begin the search immediately. Every second counts when someone is missing. The kit is also used if identification of a body becomes necessary.

No one is exempt from becoming a missing person based on age, gender, race, or social/economic status. Because you love, and are loved, it is imperative that you and all family members have a completed ID kit regardless of age.

Instructions for using this ID kit:

1. Include a current photo.
2. Update the photo and physical description every 6 to 12 months. You may download new kits free from our website.
3. A DNA sample should be kept with this kit. Place hair samples including some roots in an acid-free paper envelope or zip lock bag and attach in DNA sample area.
4. Print legibly and enter all information as accurately as possible.
5. Maintain this information in safe and accessible location.

## Photo

Place updated color photo here

Date of photo \_\_\_\_/\_\_\_\_/\_\_\_\_

## Physical Description

Age \_\_\_\_ Height \_\_\_\_

Weight \_\_\_\_ Hair \_\_\_\_

Eyes \_\_\_\_ Glasses \_\_\_\_

Braces UPPER / LOWER

Dentures UPPER / LOWER

Other \_\_\_\_\_

## DNA Sample

(Take several strands of hair, place in a plastic bag or acid free paper envelope, and affix here)

## Basic Information

Name \_\_\_\_\_

Address \_\_\_\_\_

City \_\_\_\_\_ St \_\_\_\_\_ Zip \_\_\_\_\_

Phone Number \_\_\_\_\_

Social Security Number \_\_\_\_\_

Date of Birth \_\_\_\_\_ Sex \_\_\_\_\_

Blood Type \_\_\_\_\_ Race \_\_\_\_\_

Allergies (food, medications)

Medications, Illnesses \_\_\_\_\_

Doctor \_\_\_\_\_

Doctor's Phone \_\_\_\_\_

Dentist \_\_\_\_\_

Dentist's Phone \_\_\_\_\_

Nearest Relative \_\_\_\_\_

Phone \_\_\_\_\_

Relationship \_\_\_\_\_

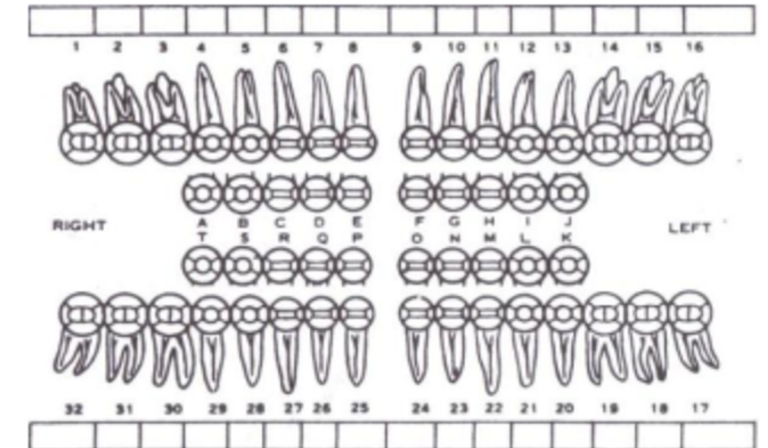
Have your Dentist update dental records as suggested:

Ages 6 mo-6 yrs: up to once per year

Ages 6-12: 1- 1 ½ times per year


Between ages 12-18: 1-2 times

After age 18: When any major work is done



### What To Do If Your Loved One Is Missing:

1. Contact local law enforcement (call 911). Write down the name of the officer, telephone number, and case number. Give this ID kit to the officer. Make sure information is entered into NCIC (National Crime Information Computer).
2. If age 17 and under contact the National Center for Missing & Exploited Children (NCMEC) at (800) 845-5678. If you suspect that the child could be a runaway, then call the National Runaway Switchboard at 1-800-621-4000. If age 18 and older, contact Nations Center for Missing Adults at 1-800-690-3463.
3. Start a phone log of all calls received and placed.



Raymond Green  
International Outreach of Hope

Donna Green  
Advocating & Educating  
(423) 755-1050

Awareness is essential.  
Keeping children safe is  
EVERYBODY's responsibility.

looking4raymond2@gmail.com